

ANNUAL FINANCIAL REPORT

of the

**WILLIAMSON COUNTY
EMERGENCY SERVICES
DISTRICT #4**

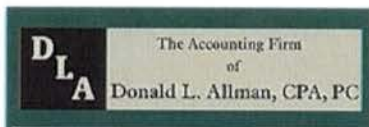
**For the Year Ended
September 30, 2018**

(This page intentionally left blank)

WILLIAMSON COUNTY
EMERGENCY SERVICES DISTRICT #4
TABLE OF CONTENTS
September 30, 2018

	<u>Page</u>
Independent Auditor's Report	1
Management's Discussion and Analysis (Required Supplementary Information)	5
<u>BASIC FINANCIAL STATEMENTS</u>	
Statement of Net Position and Governmental Fund Balance Sheet	13
Statement of Activities and Governmental Fund Statement of Revenues, Expenditures, and Changes in Fund Balance	15
Notes to Financial Statements	17
<u>REQUIRED SUPPLEMENTARY INFORMATION</u>	
Budgetary Comparison Schedule – General Fund	37
Schedule of Changes in Net Pension Liability and Related Ratios – Texas County and District Retirement System (TCDRS)	39
Schedule of Contributions – Texas County and District Retirement System (TCDRS)	41
Independent Auditors Report on Internal Control	42

(This page intentionally left blank)



Donald L. Allman, CPA, PC
4749 Williams Dr., Ste. 322
Georgetown, Texas 78633
Email: dallman@donallmancpa.com

CERTIFIED PUBLIC ACCOUNTANT

INDEPENDENT AUDITOR'S REPORT

To the Board of Directors of the
Williamson County Emergency Services District #4:

Report on the Financial Statements

We have audited the accompanying financial statements of the governmental activities and the major fund of the Williamson County Emergency Services District #4 (the "District") as of and for the year ended September 30, 2018, and the related notes to the financial statements, which collectively comprise the District's basic financial statements as listed in the table of contents.

Management's Responsibility for the Financial Statements

Management is responsible for the preparation and fair presentation of these financial statements in accordance with accounting principles generally accepted in the United States of America; this includes the design, implementation, and maintenance of internal control relevant to the preparation and fair presentation of financial statements that are free from material misstatement, whether due to fraud or error.

Auditor's Responsibility

Our responsibility is to express opinions on these financial statements based on our audit. We conducted our audit in accordance with auditing standards generally accepted in the United States of America. Those standards require that we plan and perform the audit to obtain reasonable assurance about whether the financial statements are free from material misstatement.

An audit involves performing procedures to obtain audit evidence about the amounts and disclosures in the financial statements. The procedures selected depend on the auditor's judgment, including the assessment of the risks of material misstatement of the financial statements, whether due to fraud or error. In making those risk assessments, the auditor considers internal control relevant to the District's preparation and fair presentation of the financial statements in order to design audit procedures that are appropriate in the circumstances, but not for the purpose of expressing an opinion on the effectiveness of the District's internal control. Accordingly, we express no such opinion. An audit also includes evaluating the appropriateness of accounting policies used and the reasonableness of significant accounting estimates made by management, as well as evaluating the overall presentation of the financial statements.

We believe that the audit evidence we have obtained is sufficient and appropriate to provide a basis for our audit opinions.


Opinions

In our opinion, the financial statements referred to above present fairly, in all material respects, the respective financial position of the governmental activities and the major fund of the District as of September 30, 2018, and the respective changes in financial position for the year then ended, in accordance with accounting principles generally accepted in the United States of America.

Other Matters

Required Supplementary Information

Accounting principles generally accepted in the United States of America require that the Management's Discussion and Analysis, budgetary comparison information, schedule of changes in net pension liability and related ratios, and schedule of contributions, identified as Required Supplementary Information on the table of contents, be presented to supplement the basic financial statements. Such information, although not a part of the basic financial statements, is required by the Governmental Accounting Standards Board, who considers it to be an essential part of financial reporting for placing the basic financial statements in an appropriate operational, economic, or historical context. We have applied certain limited procedures to the Required Supplementary Information in accordance with auditing standards generally accepted in the United States of America, which consisted of inquiries of management about the methods of preparing the information and comparing the information for consistency with management's responses to our inquiries, the basic financial statements, and other knowledge we obtained during our audit of the basic financial statements. We do not express an opinion or provide any assurance on the information because the limited procedures do not provide us with sufficient evidence to express an opinion or provide any assurance.



Donald L. Allman, CPA, PC
Certified Public Accountant
Georgetown, Texas
July 24, 2019

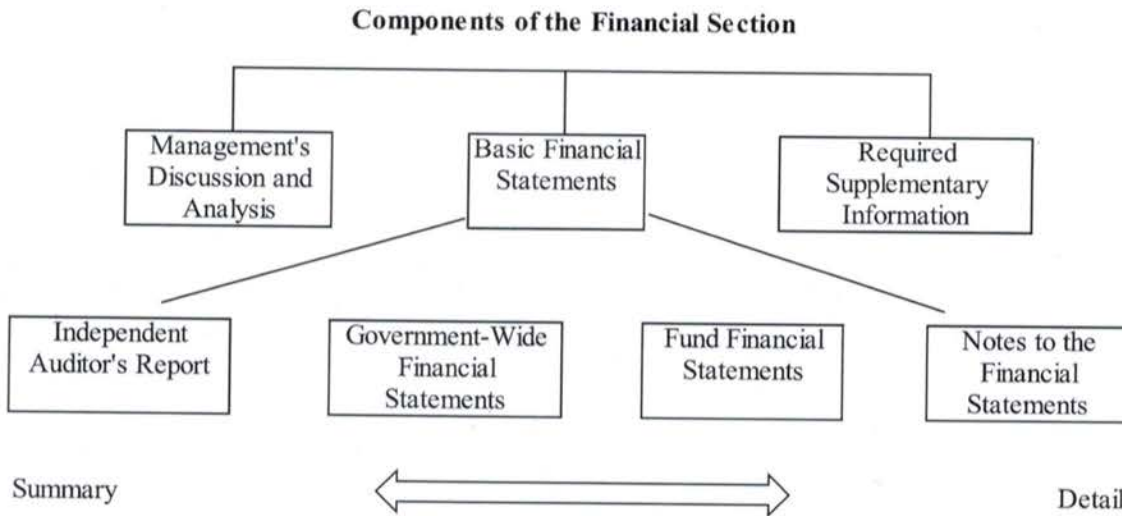
**MANAGEMENT'S DISCUSSION
AND ANALYSIS**

(This page is intentionally left blank)

WILLIAMSON COUNTY
EMERGENCY SERVICES DISTRICT #4
MANAGEMENT'S DISCUSSION AND ANALYSIS
For the Year Ended September 30, 2018

The purpose of the Management's Discussion and Analysis (MD&A) is to give the readers an objective and easily readable analysis of the financial activities of the Williamson County Emergency Services District #4 (the "District") for the year ending September 30, 2018. The analysis is based on currently known facts, decisions, and economic conditions. It presents short and long-term analysis of the District's activities, compares current year results with those of the prior year, and discusses the positive and negative aspects of that comparison. Please read the MD&A in conjunction with the District's financial statements, which follow this section.

THE STRUCTURE OF OUR ANNUAL REPORT



The District's basic financial statements include (1) government-wide financial statements, (2) individual fund financial statements, and (3) notes to the financial statements. This report also includes supplementary information intended to furnish additional detail to support the basic financial statements themselves.

Government-Wide Statements

The government-wide statements report information for the District as a whole. These statements include transactions and balances relating to all assets, including infrastructure capital assets. These statements are designed to provide information about the cost of services, operating results, and the financial position of the District as an economic entity. The Statement of Net Position and the Statement of Activities report information on the District's activities that enable the reader to understand the financial condition of the District. These statements are prepared using the *accrual basis of accounting*, which is similar to the accounting used by most private-sector companies. All of the current year's revenues and expenses are taken into account even if cash has not yet changed hands.

The Statement of Net Position presents information on all of the District's assets, liabilities, and deferred outflows/inflows of resources, with the difference reported as *net position*. Over time, increases or decreases in net position may serve as a useful indicator of whether the financial position of the District is improving or deteriorating. Other nonfinancial factors, such as the District's property tax base and the condition of the District's infrastructure, need to be considered to assess the overall health of the District.

WILLIAMSON COUNTY
EMERGENCY SERVICES DISTRICT #4
MANAGEMENT'S DISCUSSION AND ANALYSIS (Continued)
For the Year Ended September 30, 2018

The Statement of Activities presents information showing how the District's net position changed during the most recent year. All changes in net position are reported as soon as the underlying event giving rise to the change occurs, regardless of the timing of related cash flows – the accrual method rather than modified accrual is used in the fund level statements.

The Statement of Net Position and the Statement of Activities present the District's financials using one class of activity:

1. *Governmental Activities* – The District's activities related to emergency services are reported here. Interest payments on the District's debt are also reported here. Property tax, sales tax, and charges for services finance most of these activities.

The government-wide financial statements can be found after the MD&A.

FUND FINANCIAL STATEMENTS

Funds may be considered as operating companies of the parent corporation, which is the District. They are usually segregated for specific activities or objectives. The District uses fund accounting to ensure and demonstrate compliance with finance-related legal reporting requirements. The single category of the District's fund is governmental.

Governmental Funds

Governmental funds are used to account for essentially the same functions reported as governmental activities in the government-wide financial statements. However, unlike the government-wide financial statements, governmental fund financial statements focus on *near-term inflows and outflows of spendable resources*, as well as on *balances of spendable resources* available at the end of the year. Such information may be useful in evaluating the District's near-term financing requirements.

Because the focus of governmental funds is narrower than that of the government-wide financial statements, it is useful to compare the information presented for *governmental funds* with similar information presented for *governmental activities* in the government-wide financial statements. By doing so, readers may better understand the long-term impact of the government's near-term financing decisions. Both the governmental fund balance sheet and the governmental fund statement of revenues, expenditures, and changes in fund balances provide a reconciliation to facilitate this comparison between *governmental funds* and *governmental activities*.

The District maintains one governmental fund. Information is presented separately in the governmental fund balance sheet and in the governmental fund statement of revenues, expenditures, and changes in fund balance for the general fund.

The District adopts an annual budget for its general fund. A budgetary comparison schedule has been provided for the general fund to demonstrate compliance with this budget.

Notes to Financial Statements

The notes to the financial statements provide additional information that is essential to a full understanding of the data provided in the government-wide and fund financial statements. The notes are the last section of the basic financial statements.

WILLIAMSON COUNTY
EMERGENCY SERVICES DISTRICT #4
MANAGEMENT'S DISCUSSION AND ANALYSIS (Continued)
For the Year Ended September 30, 2018

Other Information

In addition to basic financial statements, MD&A, and accompanying notes, this report also presents certain Required Supplementary Information (RSI). The RSI includes a budgetary comparison schedule for the general fund, and schedule of changes in net pension liability and related ratios and schedule of contributions for the Texas County and District Retirement System. RSI can be found after the notes to the basic financial statements.

GOVERNMENT-WIDE FINANCIAL ANALYSIS

As noted earlier, net position may serve over time as a useful indicator of the District's financial position. For the District, assets and deferred outflows exceed liabilities and deferred inflows by \$3,862,050 as of year end.

A portion of the District's net position, \$1,244,500 or 32 percent, reflects its investments in capital assets (e.g., land, building, vehicles, and equipment), less any debt used to acquire those assets that is still outstanding. The District uses these capital assets to provide services to citizens; consequently, these assets are not available for future spending. Although the District's investment in its capital assets is reported net of related debt, it should be noted that the resources needed to repay this debt must be provided from other sources, since the assets themselves cannot be used to liquidate these liabilities.

Statement of Net Position:

The following table reflects the condensed Statement of Net Position:

	Governmental Activities	
	2018	2017
Current and other assets	\$ 7,073,291	\$ 2,195,278
Capital assets, net	2,492,030	1,375,096
Total Assets	9,565,321	3,570,374
Deferred outflows - pensions	86,986	83,267
Long-term liabilities	5,366,830	527,211
Other liabilities	421,700	35,490
Total Liabilities	5,788,530	562,701
Deferred inflows pensions	1,727	
Net Position:		
Net investment in capital assets	1,244,500	866,997
Unrestricted	2,617,550	2,160,849
	\$ 3,862,050	\$ 3,027,846

The balance of unrestricted net position, \$ 2,617,550 may be used to meet the District's ongoing obligations to citizens and creditors. The District's net position increased during the year by \$ 834,204 .

WILLIAMSON COUNTY
EMERGENCY SERVICES DISTRICT #4
MANAGEMENT'S DISCUSSION AND ANALYSIS (Continued)
For the Year Ended September 30, 2018

Statement of Activities

The following table provides a summary of the Districts changes in net position:

	Governmental Activities	
	2018	2017
Revenues		
Property taxes	\$ 2,658,611	\$2,209,390
General sales tax	584,917	452,261
Grants	7,610	17,945
Charges for inspections	4,189	18,553
Plan reviews	53,026	32,801
Interest income	5,221	13,148
Other income	66,145	49,001
Total Revenues	3,379,719	2,793,099
Expenses for services		
Operating		
Fleet maintenance	32,316	17,593
Fire prevention	18,457	12,397
Emergency medical services	5,163	2,413
Professional fees	83,559	65,496
Office expenses	5,812	8,409
Insurance	57,880	47,322
Appraisal district / tax collector fees	16,083	14,242
Self-contained breathing apparatuses	-	4,902
Bunker gear	22,611	21,783
Communications	49,730	19,754
Fire fighting equipment	85,840	101,048
Building expenses	22,715	22,815
Travel and training	37,571	34,044
Utilities	17,561	23,420
Personnel	1,834,147	1,448,397
Depreciation expense	191,936	116,538
Miscellaneous expense	16,784	13,036
Debt Service		
Interest and fiscal charges	47,350	21,513
Total Expenses	2,545,515	1,995,122
Change in Net Position	834,204	797,977
Beginning net position	3,027,846	2,229,869
Ending Net Position	\$ 3,862,050	\$3,027,846

For the year, revenues from governmental activities totaled \$ 3,379,719. During the year, the District reported an increase in property and sales tax revenues. Property taxes increased primarily due to an increase in property valuations and growth in the area.

WILLIAMSON COUNTY
EMERGENCY SERVICES DISTRICT #4
MANAGEMENT'S DISCUSSION AND ANALYSIS (Continued)
For the Year Ended September 30, 2018

year mainly due to increases in personnel expense and fire fighting equipment. The District increased staff and equipment to better serve the area and the growth it is experiencing.

FINANCIAL ANALYSIS OF THE DISTRICT'S FUND

As noted earlier, fund accounting is used to demonstrate and ensure compliance with finance-related legal requirements.

Governmental Fund – The focus of the District's governmental fund is to provide information on near-term inflows, outflows, and balances of spendable resources. Such information is useful in assessing the District's financing requirements. In particular, unassigned fund balance may serve as a useful measure of the district's net resources available for spending at the end of the year. The ending fund balance for the general fund as of year end was \$ 2,072,268

The general fund reported an increase in fund balance of \$ 518,083 due to an increase in grants and property and sales tax revenues.

GENERAL FUND BUDGETARY HIGHLIGHTS

Actual general fund revenue was higher than original and final budgeted revenues by \$ 567,904 primarily due to the District not anticipating an increase in revenue from property tax & sales tax. General fund expenditures were over the final budget by 756,961 mainly due to capital outlay exceeding the budgeted amount.

CAPITAL ASSETS

At the end of fiscal year 2018, the District's governmental activities fund had invested \$ 2,492,030 in a variety of capital assets and infrastructure, net of accumulated depreciation. This represents a net increase of \$1,116,434 due to added equipment, vehicles and building improvements to the District's capital assets.

More detailed information about the District's capital assets is presented in note 5 to the financial statements.

LONG-TERM DEBT

At the end of the current year, the District had outstanding capital lease and bond obligations in the amount of 5,747,530.

More detailed information about the District's long-term liabilities is presented in note 6 to the financial statements.

ECONOMIC FACTORS

The District is located in Williamson County, Texas. The District remains financially viable allowing the District to continue providing quality services to its residents.

CONTACTING THE DISTRICT'S FINANCIAL MANAGEMENT

This financial report is designed to provide a general overview of the District's finances. Questions concerning this report or requests for additional financial information should be directed to the District's Chief, Anthony Lincoln at (512) 515-5165.

(This page is intentionally left blank)

BASIC FINANCIAL STATEMENTS

(This page is intentionally left blank)

WILLIAMSON COUNTY
EMERGENCY SERVICES DISTRICT #4
STATEMENT OF NET POSITION AND
GOVERNMENTAL FUND BALANCE SHEET
September 30, 2018

	<u>General</u>	<u>Adjustments</u>	<u>Statement of Net Position</u>
Assets			
Cash and cash equivalents	\$ 2,453,210	\$ 4,500,000	\$ 6,953,210
Receivables:			
Property taxes	52,147	-	52,147
Sales taxes	51,707	-	51,707
Customer service accounts	2,963	-	2,963
Prepaid expenses	13,264		13,264
Net pension asset	-	-	-
Capital assets (net of accumulated depreciation):			
Nondepreciable	-	12,000	12,000
Depreciable	-	2,480,030	2,480,030
Total Assets	<u>\$ 2,573,291</u>	<u>\$ 6,992,030</u>	<u>\$ 9,565,321</u>
Deferred Outflows of Resources			
Deferred outflows - pensions	-	86,986	86,986
Liabilities			
Accounts payable and accrued liabilities	\$ 11,587	\$ -	\$ 11,587
Wages payable	-	-	-
Accrued interest	-	11,148	\$ 11,148
Long-term liabilities:			
Net Pension Liability		18,265	18,265
Due within one year	-	398,965	\$ 398,965
Due in more than one year	-	5,348,565	\$ 5,348,565
Total Liabilities	<u>11,587</u>	<u>5,776,943</u>	<u>5,788,530</u>
Deferred Inflows of Resources			
Deferred Inflows of Resources Pensions		1,727	1,727
Unavailable revenue - property taxes	41,924	(41,924)	-
Total Deferred Inflows of Resources	41,924	(40,197)	1,727
Fund Balance / Net Position			
Fund Balance:			
Unassigned	2,519,780	(2,519,780)	-
Total Fund Balance	<u>2,519,780</u>	<u>(2,519,780)</u>	<u>-</u>
Liabilities, Deferred Inflows of Resources, and Fund Balance	<u>\$ 2,573,291</u>		
Net Position:			
Net investment in capital assets		1,244,500	1,244,500
Unrestricted		2,617,550	2,617,550
Total Net Position		<u>\$ 3,862,050</u>	<u>\$ 3,862,050</u>

See Notes to Financial Statements

(This page intentionally left blank)

WILLIAMSON COUNTY
EMERGENCY SERVICES DISTRICT #4
STATEMENT OF ACTIVITIES AND GOVERNMENTAL FUND
STATEMENT OF REVENUES, EXPENDITURES, AND CHANGES IN FUND BALANCE
For the Year Ended September 30, 2018

	<u>General</u>	<u>Adjustments</u>	<u>Statement of Activities</u>
Revenues			
Property taxes	\$ 2,640,213	\$ 18,398	\$ 2,658,611
General sales tax	584,917	-	584,917
Grants	7,610	-	7,610
Charges for inspections	4,189	-	4,189
Plan reviews	53,026	-	53,026
Interest income	5,221	-	5,221
Other income	66,145	-	66,145
Total Revenues	<u>3,361,321</u>	<u>18,398</u>	<u>3,379,719</u>
Expenditures/Expenses			
Operating			
Fleet maintenance	32,316	-	32,316
Fire prevention	18,457		18,457
Emergency medical services	5,163		5,163
Professional fees	83,559	-	83,559
Office expenses	5,812		5,812
Insurance	57,880		57,880
Appraisal district / tax collector fees	16,083		16,083
Self-contained breathing apparatuses	-		-
Bunker gear	22,611		22,611
Communications	49,730		49,730
Fire fighting equipment	85,840	-	85,840
Building expenses	22,715		22,715
Travel and training	37,571		37,571
Utilities	17,561		17,561
Personnel	1,834,147	(101,986)	1,732,161
Depreciation expense	-	191,936	191,936
Miscellaneous expense	16,784	-	16,784
Capital Outlay	1,308,730	(1,308,730)	
Debt Service			
Principal	190,868	(190,868)	-
Interest and fiscal charges	47,350	-	47,350
Total Expenditures / Expenses	<u>3,853,177</u>	<u>(1,409,648)</u>	<u>2,443,529</u>
Change in Fund Balance / Net Position	(491,856)	1,428,046	936,190
Beginning fund balance / net position	<u>2,072,268</u>	<u>853,592</u>	<u>2,925,860</u>
Ending Fund Balance / Net Position	<u>\$ 1,580,412</u>	<u>\$ 2,281,638</u>	<u>\$ 3,862,050</u>

See Notes to Financial Statements.

(This page is intentionally left blank)

WILLIAMSON COUNTY
EMERGENCY SERVICES DISTRICT #4
NOTES TO FINANCIAL STATEMENTS
For the Year Ended September 30, 2018

NOTE 1 – CREATION OF DISTRICT

Williamson County Emergency Services District #4 (the “District”) was created by Article III, Section 48-e of the Constitution of Texas as proposed by Senate Joint Resolution, No. 27 Acts of the 70th Legislature, Regular Session 1987, and adopted by the voters at an election held in May 2000, to protect life and property from fire and to conserve natural and human resources.

The District is empowered, among other things, to purchase, construct, operate, and maintain all works, improvements, facilities, and equipment necessary to service the citizens of its jurisdiction in all matters related to emergency and nonemergency services.

NOTE 2 – SUMMARY OF SIGNIFICANT ACCOUNTING POLICIES

The accompanying financial statements and accounting policies of the District are prepared in conformity with generally accepted accounting principles for local governmental units as prescribed by the Governmental Accounting Standards Board (GASB), which is the accepted standard-setting body for establishing governmental accounting and financial reporting principles. The District’s significant accounting policies are described below.

A. Reporting Entity

GASB Statement No. 61, *The Financial Reporting Entity: Omnibus – An Amendment of GASB Statement No. 14 and No. 34*, modifies certain requirements for inclusion of component units in the financial reporting entity. For organizations that previously were required to be included as component units by meeting the fiscal dependency criterion, a financial benefit or burden relationship also would need to be present between the primary government and that organization for it to be included in the reporting entity as a component unit. GASB Statement No. 61 has been applied as required in the preparation of these basic financial statements. There are no component units that are legally separate for which the District is considered financially accountable.

The District is governed by a Board of Directors (the “Board”) consisting of five individuals who are residents or owners of property within the District and are appointed by the Williamson County’s Commissioner from Precinct 2. As required by generally accepted accounting principles, these basic financial statements present the activities of the District, which is considered to be the primary government, as well as the reporting entity. There are no other organizations that meet the criteria for inclusion herein as part of the financial reporting entity.

B. Government-Wide Financial Statements

The government-wide financial statements (i.e., the Statement of Net Position and the Statement of Activities) report information on all activities of the primary government. Governmental activities are normally supported by taxes and intergovernmental revenues.

C. Basis of Presentation – Government-Wide Financial Statements

While separate government-wide and fund financial statements are presented, they are interrelated. The governmental activities column incorporates data from the governmental fund. Separate financial statements are provided for the governmental fund.

WILLIAMSON COUNTY
EMERGENCY SERVICES DISTRICT #4
NOTES TO FINANCIAL STATEMENTS (Continued)
For the Year Ended September 30, 2018

D. Basis of Presentation – Fund Financial Statements

The fund financial statements provide information about the District's fund. Separate statements for each fund category, governmental, are presented. The emphasis of fund financial statements is on major governmental funds, each displayed in a separate column.

The District reports the following governmental fund:

The *general fund* is used to account for the operations of the District's emergency response services and all other financial transactions not properly includable in other funds. The principal sources of revenue are related to property tax and sales tax collections. Expenditures include all costs associated with the daily operations of the District. The general fund is always considered a major fund for reporting purposes.

E. Measurement Focus and Basis of Accounting

The accounting and financial reporting treatment is determined by the applicable measurement focus and basis of accounting. Measurement focus indicates the type of resources being measured such as *current financial resources* or *economic resources*. The basis of accounting indicates the timing of transactions or events for recognition in the financial statements.

The government-wide financial statements are reported using the *economic resources measurement focus* and the *accrual basis of accounting*. Revenues are recorded when earned and expenses are recorded when a liability is incurred, regardless of the timing of related cash flows. Property taxes are recognized as revenues in the year for which they are levied. Grants and similar items are recognized as revenue as soon as all eligibility requirements imposed by the provider have been met.

The governmental fund financial statements are reported using the *current financial resources measurement focus* and the *modified accrual basis of accounting*. Revenues are recognized as soon as they are both measurable and available. Revenues are considered to be available when they are collectible within the current period or soon enough thereafter to pay liabilities of the current period. For this purpose, the District considers revenues to be available if they are collected within 60 days of the end of the current fiscal period. Expenditures generally are recorded when a liability is incurred, as under accrual accounting. However, debt service expenditures, as well as expenditures related to compensated absences and claims and judgments, are recorded only when payment is due. General capital asset acquisitions are reported as expenditures in governmental funds. Issuance of long-term debt and acquisitions under capital leases are reported as other financing sources.

Property taxes, sales taxes, and interest associated with the current fiscal period are all considered to be susceptible to accrual and so have been recognized as revenues of the current fiscal period. Entitlements are recorded as revenues when all eligibility requirements are met, including any time requirements, and the amount is received during the period or within the availability period for this revenue source (within 60 days of year end). Expenditure-driven grants are recognized as revenue when the qualifying expenditures have been incurred and all other eligibility requirements have been met, and the amount is received during the period or within the availability period for this revenue source (within 60 days of year end). All other revenue items are considered to be measurable and available only when cash is received by the District.

WILLIAMSON COUNTY
EMERGENCY SERVICES DISTRICT #4
NOTES TO FINANCIAL STATEMENTS (Continued)
For the Year Ended September 30, 2018

F. Assets, Liabilities, Deferred Outflows/Inflows of Resources, and Net Position/Fund Balance

1. Cash and Cash Equivalents

The District's cash and cash equivalents are considered to be cash on hand, demand deposits, and short-term investments with original maturities of three months or less from the date of acquisition.

2. Investments

Temporary investments consist of certificates of deposit and time deposits and are stated at cost.

3. Capital Assets

Capital assets, which include property, plant, and equipment, are reported in the applicable governmental activities column in the government-wide financial statements. Capital assets are defined by the District as assets with an initial individual cost of more than \$5,000 and an estimated useful life in excess of two years. Such assets are recorded at historical cost or estimated historical cost if purchased or constructed. Donated capital assets are recorded at acquisition value at the date of donation. Major outlays for capital assets and improvements are capitalized as projects are constructed.

The costs of normal maintenance and repairs that do not add to the value of the asset or materially extend assets' lives are not capitalized.

Property, plant, and equipment of the primary government are depreciated using the straight-line method over the following estimated useful years:

Asset Description	Estimated Useful Life
Building and structures	15-35 years
Vehicles	15 years
Furniture and fixtures	7 years
Other equipment	5-10 years

4. Deferred Outflows / Inflows of Resources

In addition to assets, the statement of financial position will sometimes report a separate section for deferred outflows of resources. This separate financial statement element, *deferred outflows of resources*, represents a consumption of net position that applies to a future period(s) and so will *not* be recognized as an outflow of resources (expense/expenditure) until then. The District has three items that qualify for reporting in this category. A deferred charge on refunding results from the difference in the carrying value of refunded debt and its reacquisition price. This amount is deferred and amortized over the shorter of the life of the refunded or refunding debt. Deferred charges have been recognized as a result of differences between the actuarial expectations and the actual economic experience and for the changes in actuarial assumptions related to the District's defined benefit pension plan. These amounts are deferred and amortized over the average of the expected service lives of pension plan members. A deferred charge has

WILLIAMSON COUNTY
EMERGENCY SERVICES DISTRICT #4
NOTES TO FINANCIAL STATEMENTS (Continued)
For the Year Ended September 30, 2018

been recognized for employer pension plan contributions that were made subsequent to the measurement date through the end of the District's fiscal year. This amount is deferred and recognized as a reduction to the net pension liability during the measurement period in which the contributions were made.

In addition to liabilities, the statement of financial position will sometimes report a separate section for deferred inflows of resources. This separate financial statement element, *deferred inflows of resources*, represents an acquisition of net position that applies to a future period(s) and so will *not* be recognized as an inflow of resources (revenue) until that time. The District has only one type of item, which arises only under a modified accrual basis of accounting, that qualifies for reporting in this category. Accordingly, the item, *unavailable revenue*, is reported only in the governmental fund balance sheet. The governmental fund reports unavailable revenues from property taxes. This amount is deferred and recognized as an inflow of resources in the period that the amount becomes available.

5. Compensated Employee Absences

The District's policies regarding vacation time permit employees to accumulate earned but unused vacation leave. As of the year end, the liability for accrued vacation reflects that time earned by the employees in the current year. Administrative employees may roll over 40 hours of vacation accrual and Operations employees may roll over 60 hours of vacation accrual.

6. Long-Term Obligations

In the government-wide financial statements, long-term debt and other long-term obligations are reported as liabilities in the applicable governmental activities Statement of Net Position. Bond premiums and discounts are deferred and amortized over the life of the bonds using the straight-line method, if material. Bonds payable are reported net of the applicable bond premium or discount.

In the fund financial statements, governmental fund types recognize bond premiums and discounts, as well as bond issuance costs, during the current period. The face amount of debt issued is reported as other financing sources. Premiums received on debt issuances are reported as other financing sources while discounts on debt issuances are reported as other financing uses. Issuance costs, whether or not withheld from the actual debt proceeds received, are reported as debt service expenditures.

Assets acquired under the terms of a capital lease are recorded as liabilities and capitalized in the government-wide financial statements at the present value of net minimum lease payments at inception of the lease. In the year of acquisition, capital lease transactions are recorded as other financing sources and as capital outlay expenditures in the applicable fund. Lease payments representing both principal and interest are recorded as expenditures in the general fund upon payment with an appropriate reduction of principal recorded in the government-wide financial statements.

7. Net Position Flow Assumption

Sometimes the District will fund outlays for a particular purpose from both restricted (e.g., restricted bond or grant proceeds) and unrestricted resources. In order to calculate the amounts to report as restricted net position and unrestricted net position in the government-wide financial statements, a flow assumption must be made about the order in which the resources are considered to be applied. It is the District's policy to consider restricted net position to have been depleted before unrestricted net position is applied.

WILLIAMSON COUNTY
EMERGENCY SERVICES DISTRICT #4
NOTES TO FINANCIAL STATEMENTS (Continued)
For the Year Ended September 30, 2018

8. Fund Balance Flow Assumptions

Sometimes the District will fund outlays for a particular purpose from both restricted and unrestricted resources (the total of committed, assigned, and unassigned fund balance). In order to calculate the amounts to report as restricted, committed, assigned, and unassigned fund balance in the governmental fund financial statements, a flow assumption must be made about the order in which the resources are considered to be applied. It is the District's policy to consider restricted fund balance to have been depleted before using any of the components of unrestricted fund balance. Further, when the components of unrestricted fund balance can be used for the same purpose, committed fund balance is depleted first, followed by assigned fund balance. Unassigned fund balance is applied last.

9. Fund Balance Policies

Fund balances of governmental funds are reported in various categories based on the nature of any limitations requiring the use of resources for specific purposes. The District itself can establish limitations on the use of resources through either a commitment (committed fund balance) or an assignment (assigned fund balance).

Amounts that cannot be spent because they are either not in spendable form or legally or contractually required to be maintained intact are classified as nonspendable fund balance. Amounts that are externally imposed by creditors, grantors, contributors, or laws or regulations of other governments or imposed by law through constitutional provisions are classified as restricted.

The committed fund balance classification includes amounts that can be used only for the specific purposes determined by a formal action of the District's highest level of decision-making authority. The Board is the highest level of decision-making authority for the District that can, by adoption of an ordinance prior to the end of the fiscal year, commit fund balance. Once adopted, the limitation imposed by the ordinance remains in place until a similar action is taken (the adoption of another ordinance) to remove or revise the limitation.

Amounts in the assigned fund balance classification are intended to be used by the District for specific purposes but do not meet the criteria to be classified as committed. The Board may also assign fund balance as it does when appropriating fund balance to cover a gap between estimated revenue and appropriations in the subsequent year's appropriated budget. Unlike commitments, assignments generally only exist temporarily. In other words, an additional action does not normally have to be taken for the removal of an assignment. Conversely, as discussed above, an additional action is essential to either remove or revise a commitment.

10. Estimates

The preparation of financial statements, in conformity with generally accepted accounting principles, requires management to make estimates and assumptions that affect the reported amounts of assets, liabilities, and disclosure of contingent assets and liabilities at the date of the financial statements and the reported amounts of revenues and expenditures/expenses during the reporting period. Actual results could differ from those estimates.

WILLIAMSON COUNTY
EMERGENCY SERVICES DISTRICT #4
NOTES TO FINANCIAL STATEMENTS (Continued)
For the Year Ended September 30, 2018

11. Pensions

For the purposes of measuring the net pension liability, deferred outflows of resources and deferred inflows of resources related to pensions, and pension expense, information about the fiduciary net position of the Texas County and District Retirement System (TCDRS) and additions to/deductions from TCERS's fiduciary net position have been determined on same basis as they are reported by TCERS. For this purpose, plan contributions are recognized in the period that compensation is reported for the employee, which is when contributions are legally due. Benefit payments and refunds are recognized when due and payable in accordance with the benefit terms. Investments are reported at fair value.

G. Revenues and Expenditures / Expenses

1. Program Revenues

Amounts reported as *program revenues* include 1) charges to customers or applicants who purchase, use, or directly benefit from goods, services, or privileges provided by a given function or segment and 2) grants and contributions (including special assessments) that are restricted to meeting the operational or capital requirements of a particular function or segment. All taxes, including those dedicated for specific purposes and other internally dedicated resources are reported as general revenues rather than as program revenues.

2. Property Taxes

Property taxes are levied during October of each year and are due upon receipt of the District's tax bill. Taxes become delinquent, with an enforceable lien on property, on February 1 of the following year.

NOTE 3 – STEWARDSHIP, COMPLIANCE, AND ACCOUNTABILITY

Annual budgets are adopted on a basis consistent with generally accepted accounting principles. The original budget is adopted by the District's Council prior to the beginning of the year. The legal level of control in the approved budget, as defined by the charter, is at the department level for the general operating fund. All annual appropriations lapse at the end of the year.

NOTE 4 – CASH AND TEMPORARY INVESTMENTS

As of September 30, 2018, the District had the following investments:

<u>Investment Type</u>	<u>Value</u>	<u>Weighted Average Maturity (Years)</u>
Certificates of deposit	\$ 516,628	0.11

Applicable state laws and regulations allow the District to invest its funds in direct or indirect obligations of the United States, the State, or any county, district, school district, or other political subdivision of the State. Funds may also be placed in certificates of deposit of state or national banks or savings and loan associations (depository institutions) domiciled within the State. Related state statutes and provisions included in the District's bond

WILLIAMSON COUNTY
EMERGENCY SERVICES DISTRICT #4
NOTES TO FINANCIAL STATEMENTS (Continued)
For the Year Ended September 30, 2018

resolutions require that all funds invested in depository institutions be guaranteed by federal depository insurance and/or be secured in the manner provided by law for the security of public funds.

Custodial credit risk – deposits. In the case of deposits, this is the risk that in the event of a bank failure, the District's deposits may not be returned to it. The District requires funds on deposit at the depository bank to be collateralized by securities. As of September 30, 2018, the District had \$305,824 in excess pledged collateral.

NOTE 5 – PROPERTY TAXES

Property taxes, that are levied for debt payments are based on rates adopted for the year of the levy. For the current year, the District levied property taxes of \$0.0961 per \$100 of assessed valuation. The resulting tax levy was \$2,691,860 for the 2018 tax year.

Property taxes receivable at year end consisted of the following levy balances:

<u>Tax Year</u>	<u>Amounts</u>
2018	22,094
2017	13,460
2016	3,699
2015	2,158
2014	2,040
2013	1,526
2012	1,374
2011	1,231
2010	1,014
2009	715
2008	785
2007 and prior	2,051
	<u>\$ 52,147</u>

WILLIAMSON COUNTY
EMERGENCY SERVICES DISTRICT #4
NOTES TO FINANCIAL STATEMENTS (Continued)
For the Year Ended September 30, 2018

NOTE 6 – CAPITAL ASSETS

A summary of changes in capital assets for the year ended is as follows:

	<u>Beginning Balance*</u>	<u>Increases</u>	<u>(Decreases)</u>	<u>Ending Balance</u>
Governmental Activities:				
Capital assets not being depreciated:				
Land	\$ 12,000	\$ -	\$ -	\$ 12,000
Construction in progress	127,691	-	127,691	-
Total Capital Assets not Being Depreciated	<u>139,691</u>	<u>-</u>	<u>127,691</u>	<u>12,000</u>
Other capital assets				
Vehicles	1,324,591	866,500	-	2,191,091
Furniture and fixtures	22,866	-	-	22,866
Equipment	389,460	416,370	-	805,830
Building and structures	934,919	153,191	-	1,088,110
Total Capital Assets	<u>2,671,836</u>	<u>1,436,061</u>	<u>-</u>	<u>4,107,897</u>
Less accumulated depreciation for:				
Vehicles	(983,731)	(113,807)	-	(1,097,538)
Furniture and fixtures	(22,066)	(1,721)	-	(23,787)
Equipment	(253,992)	(30,053)	-	(284,045)
Building and structures	(176,142)	(46,355)	-	(222,497)
Total Accumulated Depreciation	<u>(1,435,931)</u>	<u>(191,936)</u>	<u>-</u>	<u>(1,627,867)</u>
Other capital assets, net	1,235,905	1,244,125	-	2,480,030
Governmental Activities				
Capital Assets, Net	<u>\$ 1,375,596</u>	<u>\$ 1,244,125</u>	<u>\$ 127,691</u>	<u>\$ 2,492,030</u>

WILLIAMSON COUNTY
EMERGENCY SERVICES DISTRICT #4
NOTES TO FINANCIAL STATEMENTS (Continued)
For the Year Ended September 30, 2018

NOTE 7 – LONG-TERM DEBT

Long-term debt consists of capital lease obligations, net pension liability, and compensated absences payable. Payments of principal and interest on the leases are to be provided from tax levies on properties within the District. The following is a summary of changes in long-term liabilities for the year ended September 30, 2018:

	Beginning Balance	Additions	Reductions	Ending Balance	Amounts Due Within One Year
Capital lease obligations	\$ 508,099	\$ 911,187	\$ (190,868)	\$ 1,228,418	\$ 241,657
Bonds payable		4,500,000		4,500,000	157,308
Other liabilities:					
Compensated absences	19,112	-	-	19,112	-
Total Governmental Activities	\$ 527,211	\$ 5,411,187	\$ (190,868)	\$ 5,747,530	\$ 398,965
g-term debt due in more than one year					\$ 5,348,565

Capital lease obligations as of year end are comprised of the following lease agreements:

Description	Rates	Balance
Capital Leases		
Community Leasing Partners	3.830%	17,292
Government Capital Corporation	4.475%	1,211,126
Total Governmental Activities Long-Term Debt		\$ 1,228,418

As of year end, the debt service requirements on leases outstanding are as follows:

Year Ending Sept 30	Governmental Activities Capital Lease Station 1	
	Principal	Interest
2019	79,649	7,288
2020	83,213	3,724
2021	-	-
2022	-	-
2023	-	-
	\$ 162,863	\$ 11,013

WILLIAMSON COUNTY
EMERGENCY SERVICES DISTRICT #4
NOTES TO FINANCIAL STATEMENTS (Continued)
For the Year Ended September 30, 2018

NOTE 7 – LONG-TERM DEBT

Year Ending Sept 30	Governmental Activities	
	Government Cap Corp Loan	
	Principal	Interest
2019	157,308	183,244
2020	151,644	188,907
2021	158,241	182,311
2022	165,124	175,427
2023	172,307	168,244
2024-2028	980,704	722,053
2029-2033	1,213,389	489,368
2034-2038	1,501,283	201,476
	<u>\$ 4,500,000</u>	<u>\$ 2,311,030</u>

Year Ending Sept 30	Governmental Activities	
	Capital Lease Equip Chassis	
	Principal	Interest
2019	39,935	5,871
2020	40,620	5,187
2021	41,859	3,948
2022	43,135	2,671
2023	44,450	1,355
	<u>\$ 210,000</u>	<u>\$ 19,033</u>

Year Ending Sept 30	Governmental Activities	
	Capital Lease SCBA	
	Principal	Interest
2019	17,292	662
2020	-	-
2021	-	-
2022	-	-
2023	-	-
	<u>\$ 17,293</u>	<u>\$ 663</u>

WILLIAMSON COUNTY
EMERGENCY SERVICES DISTRICT #4
NOTES TO FINANCIAL STATEMENTS (Continued)
For the Year Ended September 30, 2018

NOTE 7 – LONG-TERM DEBT

Year Ending Sept 30	Governmental Activities	
	Capital Lease 2013 Pumper	
	Principal	Interest
2019	37,383	6,123
2020	38,534	4,971
2021	39,721	3,784
2022	40,944	2,561
2023	42,205	1,300
	<u>\$ 198,788</u>	<u>\$ 18,740</u>

Year Ending Sept 30	Governmental Activities	
	Capital Lease 2018 Pumper	
	Principal	Interest
2019	42,529	15,484
2020	44,021	13,991
2021	45,566	12,446
2022	47,166	10,847
2023	48,821	9,191
2024-2028	213,034	19,016

<u>\$ 441,137</u>	<u>\$ 80,975</u>
-------------------	------------------

Year Ending Sept 30	Governmental Activities	
	Capital Lease Command 1	
	Principal	Interest
2019	9,764	1,204
2020	10,052	916
2021	10,349	620
2022	10,654	314
2023	-	-
	<u>\$ 40,820</u>	<u>\$ 3,055</u>

WILLIAMSON COUNTY
EMERGENCY SERVICES DISTRICT #4
NOTES TO FINANCIAL STATEMENTS (Continued)
For the Year Ended September 30, 2018

NOTE 7 – LONG-TERM DEBT

Year Ending Sept 30	Governmental Activities	
	Capital Lease Patrol	
	Principal	Interest
2019	15,105	5,734
2020	15,655	5,184
2021	16,225	4,614
2022	16,815	4,023
2023	17,428	3,411
2024-2028	76,289	7,066
	<u>\$ 157,517</u>	<u>\$ 30,032</u>

NOTE 8 - RISK MANAGEMENT

The District is exposed to various risks of loss related to torts; theft of, damage to, and destruction of assets; errors and omissions; and natural disasters for which the District carries commercial insurance. The District has not significantly reduced insurance coverage or had settlements that exceeded coverage amounts for the past three fiscal years.

Various governmental entities within the District have the right to annex property within the District, which could result in a future reduction of the total value of property within the District and a reduction in the total tax revenue to be collected. For the year ending September 30, 2018, the District has not been made aware of any annexation.

NOTE 9 – PENSION PLAN

Texas County and District Retirement System

Plan Description

The Texas County and District Retirement System (TCDRS) is a statewide, agent multiple-employer, public employee retirement system. TCERS serves 700 actively participating counties and districts throughout Texas. Each employer maintains its own customized plan of benefits. Plan provisions are adopted by the Board of each employer, within the options available in the TCERS Act. Because of that, the District has the flexibility and local control to select benefits and pay for those benefits based on its needs and budgets.

Each employer has a defined benefit plan that functions similarly to a cash balance plan. The assets of the plans are pooled for investment purposes, but each employer's plan assets may be used only for the payment of benefits to the members of that employer's plan. In accordance with Texas law, it is intended that the pension plan be construed and administered in a manner that the retirement system will be considered a tax-qualified plan under Section 401(a) of the Internal Revenue Code. TCERS issues a publicly available Comprehensive Annual Financial Report that can be obtained at www.tcders.org.

All eligible employees (except temporary staff) of the District must be enrolled in TCERS.

WILLIAMSON COUNTY
EMERGENCY SERVICES DISTRICT #4
NOTES TO FINANCIAL STATEMENTS (Continued)
For the Year Ended September 30, 2018

Benefits Provided

TCDRS provides retirement, disability, and death benefits. The benefits provisions are adopted by the Board within the options available in Texas state statutes governing TCDRS. Members can retire at age 60 and above with five or more years of service, with 20 years of service regardless of age, or when the sum of their age and years of service equals 75 or more. Members are vested after five years of service, but must leave their accumulated contributions in TCDRS to receive any District-financed benefit. Members who withdraw their personal contributions in a lump sum are not entitled to any amounts contributed by the district.

Benefit amounts are determined by the sum of the employee's contribution to TCDRS, with interest, and District-financed monetary credits. The level of these monetary credits is adopted by the Board within the actuarial constraints imposed by the TCDRS Act so that the resulting benefits can be expected to be adequately financed by the District's commitment to contribute. At retirement, death, or disability, the benefit is calculated by converting the sum of the employee's accumulated contributions and the District-financed monetary credits to a monthly annuity using annuity purchase rates prescribed by the TCDRS Act.

The Board adopted the rate of seven percent as the contributed rate payable by the employee members for calendar year 2017. The Board may change the employee contribution rate and the District contribution rate within the options available in the TCDRS Act.

Employees Covered by Benefit Terms

At the December 31, 2017 valuation and measurement date, the following employees were covered by the benefit terms:

Inactive employees or beneficiaries currently receiving benefits	3
Inactive employees entitled to, but not yet receiving, benefits	-
Active employees	30
Total	<u><u>33</u></u>

Contributions

A combination of three elements funds each employer's plan: employee deposits, employer contributions, and investment income.

- The deposit rate for employees is four percent, five percent, six percent, or seven percent of compensation, as adopted by the employer's governing body.
- Participating employers are required, by law, to contribute at actuarially determined rates, which are determined annually by the actuary, using the Entry Age Normal (EAN) actuarial cost method.
- Investment income funds a large part of the benefits employees earn.

Employers have the option of paying more than the required contribution rate each year. Extra contributions can help employers "prefund" benefit increases, such as a cost-of-living adjustment to retirees, and they can be used to help offset or mitigate future increases in the required rate due to negative plan experience. There are two approaches for making extra contributions:

- (a) paying an elected contribution rate higher than the required rate and
- (b) making an extra lump-sum contribution to the employer account.

WILLIAMSON COUNTY
EMERGENCY SERVICES DISTRICT #4
NOTES TO FINANCIAL STATEMENTS (Continued)
For the Year Ended September 30, 2018

Net Pension Liability (Asset)

Employees for the District were required to contribute seven percent of their annual gross earnings during the fiscal year. The contribution rates for the District were 8.92 percent in calendar year 2017 and 2018. The District's contributions to TCDRS for the fiscal year ended September 30, 2018 were \$135,926 and were equal to the required contributions.

The District's Net Pension Liability Asset (NPL(A)) was measured as of December 31, 2017 and the Total Pension Liability (TPL) used to calculate the NPL was determined by an actuarial valuation as of that date.

Actuarial Assumptions

The actuarial assumptions that determined the TPL as of December 31, 2017 were based on the results of an actuarial experience study for the period January 1, 2009 through December 31, 2012, except where required to be different by GASB 68.

Key assumptions used in the December 31, 2017 actuarial valuation are as follows:

Valuation Timing	Actuarially determined contribution rates are calculated as of December 31, two years prior to the end of the fiscal year in which the contributions are reported.
Actuarial Cost Method	Entry age normal
Amortization Method	Level of percentage of payroll, closed
Smoothing Period	5 years
Recognition Method	Non-asymptotic
Corridor	None
Inflation	2.75%
Salary Increases	Varies by age and service. 4.9% average over career, including inflation.
Investment Rate of Return	8.00%
Cost-of-Living Adjustments	Cost-of-living adjustments for the District are not considered to be substantively automatic under GASB 68. Therefore, an assumption for future cost-of-living adjustments is included in the GASB calculations. No assumption for future cost-of-living adjustments is included in the funding valuation.

The long-term expected rate of return of TCDRS assets is determined by adding expected inflation to expected long-term real returns, and reflecting expected volatility and correlation.

WILLIAMSON COUNTY
EMERGENCY SERVICES DISTRICT #4
NOTES TO FINANCIAL STATEMENTS (Continued)
For the Year Ended September 30, 2018

The target allocation and best estimate of geometric real rate of return for each major asset class are summarized in the following table:

Asset Class	Benchmark	Target Allocation	Geometric Real Rate of Return (Expected minus Inflation)
US Equities	Dow Jones U.S. Total Stock Market Index	10.50%	5.40%
Private Equity	Cambridge Associates Global Private Equity & Venture Capital Index	18.00%	8.40%
Global Equities	MSCI World (net) Index	2.50%	5.70%
International Equities - Developed	MSCI World EX USA (net)	10.00%	5.40%
International Equities - Emerging	MSCI World EX USA (net)	7.00%	5.90%
Investment-Grade Bonds	Bloomberg Barclays U.S. Aggregate Bond Inde	3.00%	1.60%
Strategic Credit	FTSE High-Yield Cash Pay Capped Index	12.00%	4.39%
Direct Lending	S&P/LSTA Leveraged Loan Index	11.00%	7.95%
Distressed Debt	Cambridge Associated Distressed Securities	2.00%	7.20%
REIT Equities	67% FTSE NAREIT Equity REITs Index +33% FRSE EPRA/NAREIT Global Real Estate Index	2.00%	4.15%
Master Limited Partnerships (MLP)	Alerian MLP Index	3.00%	5.35%
Private Real Estate Partnerships	Cambridge Associates Real Estate Index	6.00%	6.30%
Hedge Funds	Hedge Fund Research Inc. (HFRI) Fund of Funds Composite Index	13.00%	3.90%

Discount Rate

The discount rate used to measure the TPL was 8.1 percent. The projection of cash flows used to determine the discount rate assumed that employee and employer contributions will be made at the rates specified in statute. Based on that assumption, TCDRS' fiduciary net position was projected to be available to make all projected future benefit payments of current active and inactive employees. Therefore, the long-term expected rate of return on pension plan investments was applied to all periods of projected benefit payments to determine the TPL.

WILLIAMSON COUNTY
EMERGENCY SERVICES DISTRICT #4
NOTES TO FINANCIAL STATEMENTS (Continued)
For the Year Ended September 30, 2018

Changes in the NP(A)

	Increase (Decrease)		
	Total Pension Liability (A)	Plan Fiduciary Net Position (B)	Net Pension Liability (A) - (B)
Changes for the year:			
Service cost	194,793	-	194,793
Interest	33,720	-	33,720
Change in benefit terms	-	-	-
Difference between expected and actual experience	43,373	-	43,373
Refund of contribution	-	-	-
Contributions - employer	-	135,926	(135,926)
Contributions - employee	-	109,766	(109,766)
Net investment income	-	(1,427)	1,427
Benefit payments, including refunds of employee contributions	-	-	-
Administrative expense	-	(382)	382
Other changes	-	7,343	(7,343)
Net changes	271,886	251,226	20,660
Balance at December 31, 2016	221,508	223,903	(2,395)
Balance at December 31, 2017	\$ 493,394	\$ 475,129	\$ 18,265

Sensitivity of the NP(A) to Changes in the Discount Rate

The following presents the NP(A) of the District, calculated using the discount rate of 8.1 percent, as well as what the District's NP(A) would be if it were calculated using a discount rate that is one percentage point lower (7.1%) or one percentage point higher (9.1%) than the current rate.

	1% Decrease in Discount Rate (7.1%)	Discount Rate (8.1%)	1% Increase in Discount Rate (9.1%)
District's Net Pension Liability (Asset)	\$ 129,417	\$ 18,265	\$ (69,430)

Pension Plan Fiduciary Net Position

Detailed information about TCDRS' fiduciary net position is available in a separately-issued TCDRS financial report. That report may be obtained on the Internet at www.tcdrs.org.

Pension Expense and Deferred Outflows/Inflows of Resources Related to Pensions

For the fiscal year ended September 30, 2018, the District recognized pension expense of \$95,448.

WILLIAMSON COUNTY
EMERGENCY SERVICES DISTRICT #4
NOTES TO FINANCIAL STATEMENTS (Continued)
For the Year Ended September 30, 2018

At September 30, 2018, the District reported deferred outflows of resources and deferred inflows of resources related to pensions from the following sources:

	Deferred Outflows of Resources	Deferred Inflows of Resources
Differences between expected and actual economic experience	\$ 61,000	\$ -
Changes in actuarial assumptions	-	1,727
Differences between projected and actual investments earnings	25,986	-
Contributions subsequent to the measurement date	-	-
Total	\$ 86,986	\$ 1,727

\$ 82,569 reported as deferred outflows of resources related to pensions resulting from contributions subsequent to the measurement date will be recognized as a reduction of the net pension liability for the fiscal year ending September 30, 2018. Other amounts reported as deferred outflows and inflows of resources related to pensions will be recognized in pension expense as follows:

Fiscal Year Ended September 30	
2019	11,831
2020	11,830
2021	11,659
2022	11,006
2023	5,085
Thereafter	33,848
Total	\$ 85,259

NOTE 10 – AGREEMENT WITH THE CITY OF LIBERTY HILL

The District entered into an agreement with the City of Liberty Hill for providing accounting services. During the fiscal year ending September 30, 2018, the District paid \$26,000 for these services.

(This page is intentionally left blank)

REQUIRED SUPPLEMENTARY INFORMATION

(This page is intentionally left blank)

WILLIAMSON COUNTY
EMERGENCY SERVICES DISTRICT #4
BUDGETARY COMPARISON SCHEDULE
GENERAL FUND
For the Year Ended September 30, 2018

	Original and Final Budgeted Amounts	Actual	Variance Positive (Negative)
Revenues			
Property taxes	\$ 2,332,468	\$ 2,640,213	\$ 307,745
General sales tax	400,811	584,917	184,106
Grants	-	7,610	7,610
Charges for inspections	17,500	4,189	(13,311)
Plan reviews	-	53,026	53,026
Interest income	3,000	5,221	2,221
Other income	39,638	66,145	26,507
Total Revenues	<u>2,793,417</u>	<u>3,361,321</u>	<u>567,904</u>
Expenditures			
Operating			
Fleet maintenance	36,216	32,316	3,900
Fire prevention	16,840	18,457	(1,617)
Emergency medical services	5,650	5,163	487
Professional fees	78,901	83,559	(4,658)
Office expenses	3,900	5,812	(1,912)
Insurance	52,423	57,880	(5,457)
Appraisal district / tax collector fees	16,300	16,083	217
Self-contained breathing apparatuses	7,450	-	7,450
Bunker gear	31,000	22,611	8,389
Communications	22,624	49,730	(27,106)
Fire fighting equipment	38,040	85,840	(47,800)
Building expenses	23,000	22,715	285
Travel and training	40,063	37,571	2,492
Utilities	26,180	17,561	8,619
Personnel	2,060,136	1,834,147	225,989
Miscellaneous expense	15,150	16,784	(1,634)
Capital Outlay	395,095	1,308,730	
Debt Service			
Principal	227,248	190,868	36,380
Interest and fiscal charges	-	47,350	(47,350)
Total Expenditures	<u>3,096,216</u>	<u>3,853,177</u>	<u>(756,961)</u>
Change in Fund Balance	<u>\$ (302,799)</u>	<u>(491,856)</u>	<u>\$ (189,057)</u>
Beginning fund balance		<u>2,072,268</u>	
Ending Fund Balance		<u>\$ 1,580,412</u>	

Notes to Required Supplementary Information

1. Annual budgets are adopted on a basis consistent with generally accepted accounting principles (GAAP).

(This page is intentionally left blank)

WILLIAMSON COUNTY
EMERGENCY SERVICES DISTRICT #4
SCHEDULE OF CHANGES IN NET PENSION LIABILITY AND RELATED RATIOS
TEXAS COUNTY AND DISTRICT RETIREMENT SYSTEM
September 30, 2018

	Measurement Year*
Total Pension Liability	
Service costs	194,793
Interest (on the total pension liability)	33,720
Changes in benefit terms	-
Difference between expected and actual experience	43,373
Changes in assumptions	-
Benefit payments, including refunds of employee contributions	-
Net change in Total Pension Liability	<u>271,886</u>
Beginning total pension liability	<u>221,508</u>
Ending Total Pension Liability	<u><u>\$ 493,394</u></u>
Plan Fiduciary Net Position	
Contributions - employer	135,926
Contributions - employee	109,766
Net investment income	(1,427)
Benefit payments, including refunds of employee contributions	-
Administrative expense	(382)
Other	7,343
Net Change in Plan Fiduciary Net Position	<u>251,226</u>
Beginning plan fiduciary net position	<u>223,903</u>
Ending Plan Fiduciary Net Position	<u><u>\$ 475,129</u></u>
Net Pension Liability	<u><u>\$ 18,265</u></u>
Plan Fiduciary Net Position as a Percentage of Total Pension Liability	96.30%
Covered Employee Payroll	\$ 1,568,091
Net Pension Liability as a Percentage of Covered Employee Payroll	1.16%

*Only one year of information is currently available. The District will build this schedule over the next nine-year period.

(This page is intentionally left blank)

WILLIAMSON COUNTY
EMERGENCY SERVICES DISTRICT #4
SCHEDULE OF CONTRIBUTIONS
TEXAS COUNTY AND DISTRICT RETIREMENT SYSTEM
September 30, 2018

	<u>Fiscal Year*</u>
	<u>2018</u>
Actuarially determined contribution	\$ 135,926
Contributions in relation to the actuarially determined contribution	135,926
Contribution deficiency (excess)	<u>\$ -</u>
 Covered employee payroll	 \$ 1,568,091
 Contributions as a percentage of covered employee payroll	 8.7%

*Only one year of information is currently available. The District will build this schedule over the next nine-year period.

Notes to Schedule:

There were not benefit changes during the year.

(This page is intentionally left blank)

INDEPENDENT AUDITOR'S REPORT ON INTERNAL CONTROL OVER FINANCIAL REPORTING AND
ON COMPLIANCE AND OTHER MATTERS BASED ON AN AUDIT OF FINANCIAL STATEMENTS
PERFORMED IN ACCORDANCE WITH GOVERNMENT AUDITING STANDARDS

To the Board of Directors
Williamson County ESD # 4

We have audited, in accordance with the auditing standards generally accepted in the United States of America and the standards applicable to financial audits contained in *Government Auditing Standards* issued by the Comptroller General of the United States, the financial statements of the governmental activities, each major fund, and the aggregate remaining fund information of the Williamson County ESD # 4, Texas, as of and for the year ended September 30, 2018, and the related notes to the financial statements, which collectively comprise the Williamson County ESD # 4, Texas' basic financial statements, and have issued our report thereon dated July 24, 2019.

Internal Control over Financial Reporting

In planning and performing our audit of the financial statements, we considered the Williamson County ESD # 4, Texas' internal control over financial reporting (internal control) to determine the audit procedures that are appropriate in the circumstances for the purpose of expressing our opinions on the financial statements, but not for the purpose of expressing an opinion on the effectiveness of the Williamson County ESD # 4, Texas' internal control. Accordingly, we do not express an opinion on the effectiveness of the Williamson County ESD # 4, Texas' internal control.

A *deficiency in internal control* exists when the design or operation of a control does not allow management or employees, in the normal course of performing their assigned functions, to prevent, or detect and correct, misstatements on a timely basis. A *material weakness* is a deficiency, or a combination of deficiencies, in internal control, such that there is a reasonable possibility that a material misstatement of the entity's financial statements will not be prevented, or detected and corrected on a timely basis. A *significant deficiency* is a deficiency, or a combination of deficiencies, in internal control that is less severe than a material weakness, yet important enough to merit attention by those charged with governance.

Our consideration of internal control was for the limited purpose described in the first paragraph of this section and was not designed to identify all deficiencies in internal control that might be material weaknesses or, significant deficiencies. Given these limitations, during our audit we did not identify any deficiencies in internal control that we consider to be material weaknesses. However, material weaknesses may exist that have not been identified.


Compliance and Other Matters

As part of obtaining reasonable assurance about whether the Williamson County ESD # 4, Texas' financial statements are free from material misstatement, we performed tests of its compliance with certain provisions of laws, regulations, contracts, and grant agreements, noncompliance with which could have a direct and material effect on the determination of financial statement amounts. However, providing an opinion on compliance with those provisions was not an objective of our audit, and accordingly, we do not express such an opinion. The results of our tests disclosed no instances of noncompliance or other matters that are required to be reported under *Government Auditing Standards*.

Purpose of this Report

The purpose of this report is solely to describe the scope of our testing of internal control and compliance and the results of that testing, and not to provide an opinion on the effectiveness of the entity's internal control or on compliance. This report is an integral part of an audit performed in accordance with *Government Auditing Standards* in considering the entity's internal control and compliance. Accordingly, this communication is not suitable for any other purpose.

Donald L. Allman, CPA, PC



Georgetown, TX

July 24, 2019.